

A Survey of Voter Attitudes in Kenosha, Racine and Milwaukee, Wisconsin

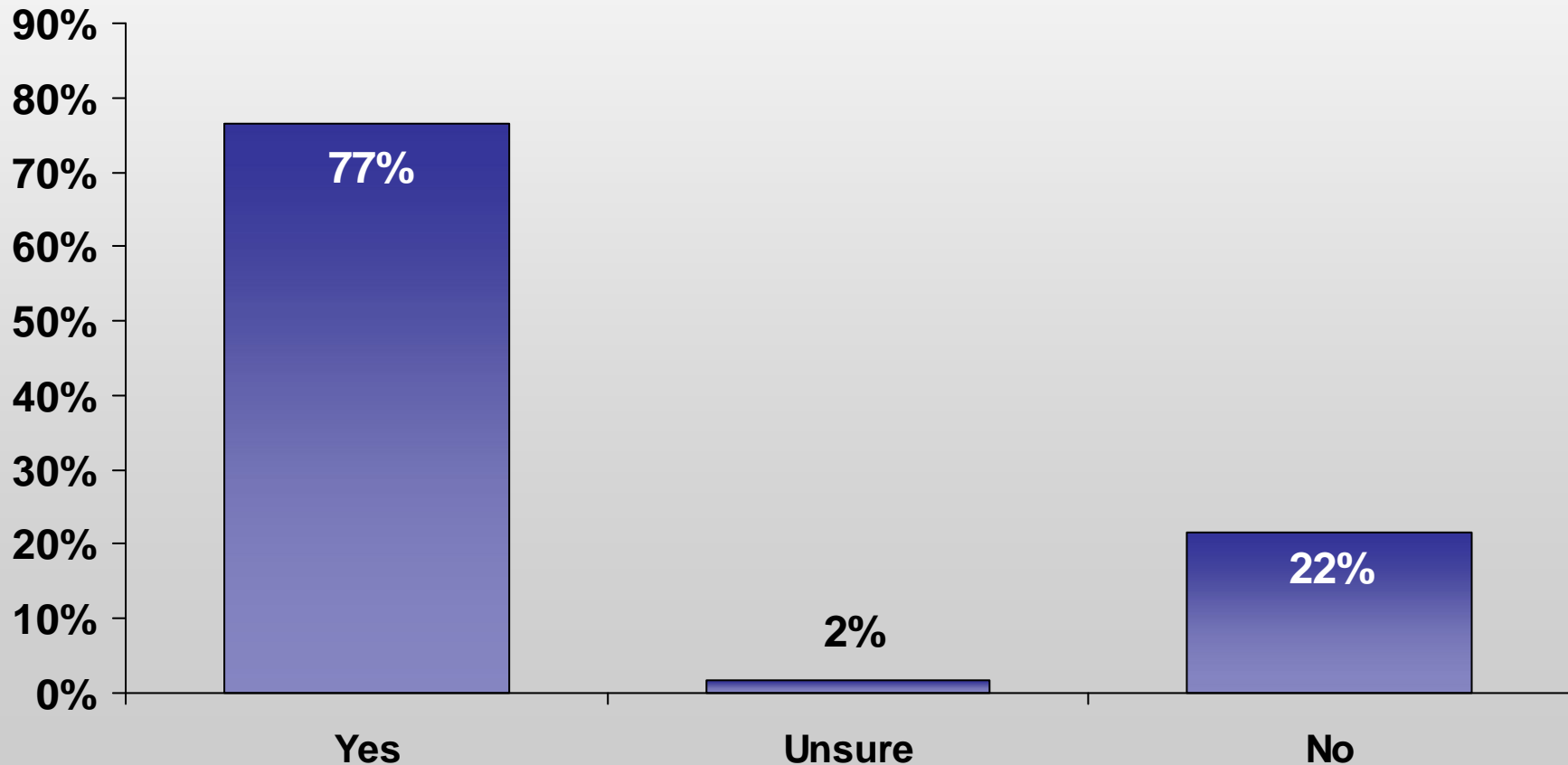


THE TARRANCE GROUP

June 3-4, 2009 / N=300 Registered "Likely" Voters / $\pm 5.8\%$ M.O.E. (Base Sample)
N= 50 Oversample Each in Kenosha and Racine Counties, N=100 Oversample in Rest of Milwaukee County Region



Thinking about transportation issues in Southeastern Wisconsin --
Have you seen, read or heard anything about the Kenosha-Racine-
Milwaukee -- or "KRM" -- commuter rail?



THE TARRANCE GROUP

June 3-4, 2009 / N=300 Registered "Likely" Voters / ±5.8% M.O.E. (Base Sample)
N= 50 Oversample Each in Kenosha and Racine Counties, N=100 Oversample in Rest of Milwaukee County
Region



And, being as specific as you can, what have you seen, read or heard about the KRM commuter rail?

(If Answered "Yes" in Q1; Asked of N=230 or 76.6% of Sample)

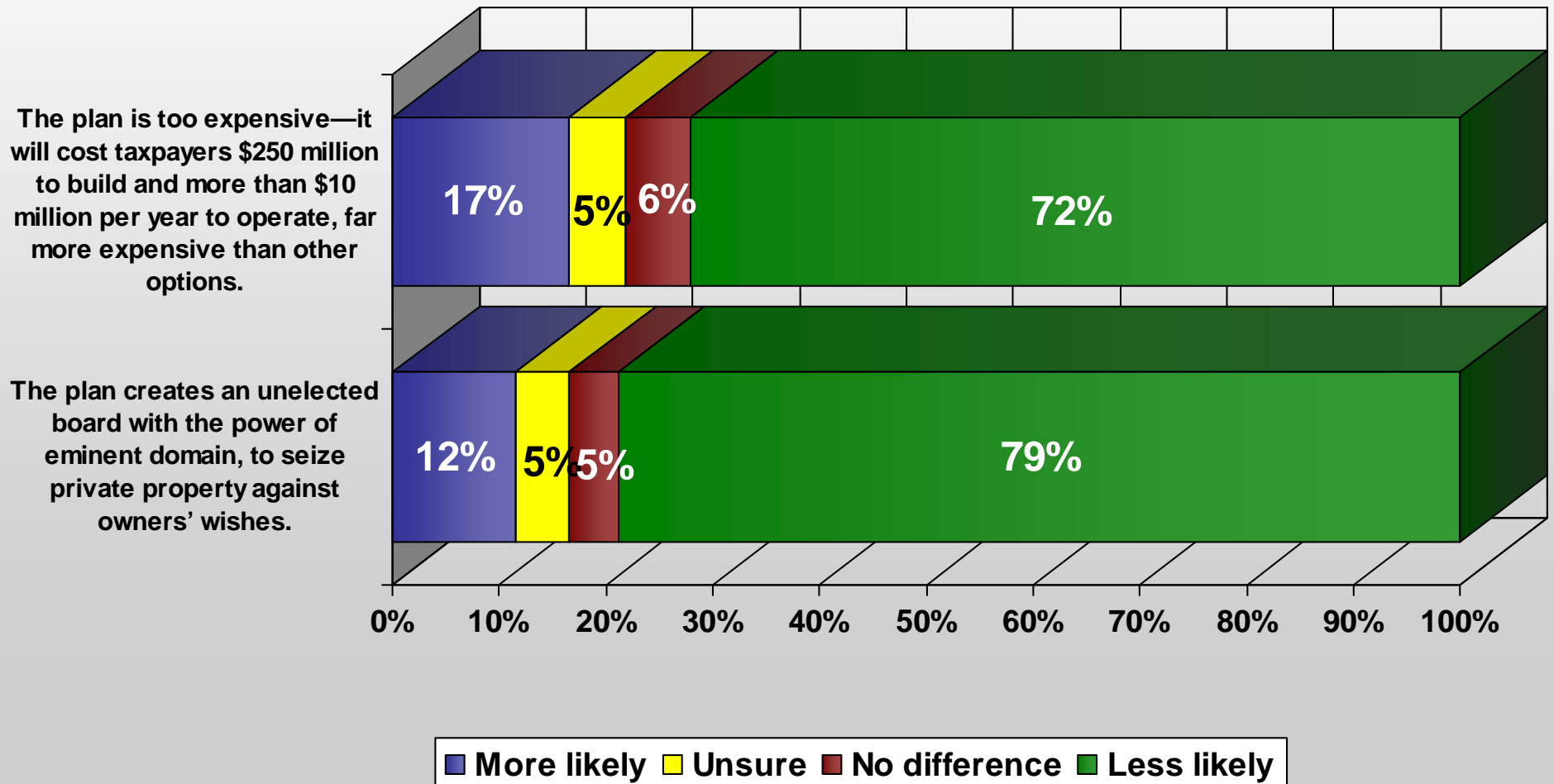
| Q2 Open-Ended Responses | Percent (%) |
|---|-------------|
| Vague Awareness of the KRM Commuter Rail | 20% |
| Aware of the Rail Line's Route | 12% |
| Governor / Politicians Want to Build the Commuter Rail | 7% |
| Trying to Obtain Funding | 7% |
| Read About it in a Newspaper | 6% |
| Concerned about the Expense | 6% |
| In Favor of the KRM Commuter Rail | 6% |
| Other | 6% |
| Unsure / Refused | 6% |
| Aware of the Debate Over KRM Commuter Rail | 5% |
| Believe it is a Waste of Money / Not Enough People Riding | 5% |
| Oppose the KRM Commuter Rail | 4% |
| Aware of it from Television | 4% |
| Taxes Will Have to Pay for KRM Commuter Rail | 3% |
| KRM Will Help Jobs and the Economy | 3% |
| Aware of it from Radio | 2% |

THE TARRANCE GROUP

June 3-4, 2009 / N=300 Registered "Likely" Voters / ±5.8% M.O.E. (Base Sample)
N= 50 Oversample Each in Kenosha and Racine Counties, N=100 Oversample in Rest of Milwaukee County Region



Now, I would like to read you a list of statements that some people have made about the proposed Kenosha-Racine-Milwaukee commuter rail. Please listen as I read each statement and tell me, for each one, whether this statement would make you more likely or less likely to support the KRM commuter rail.

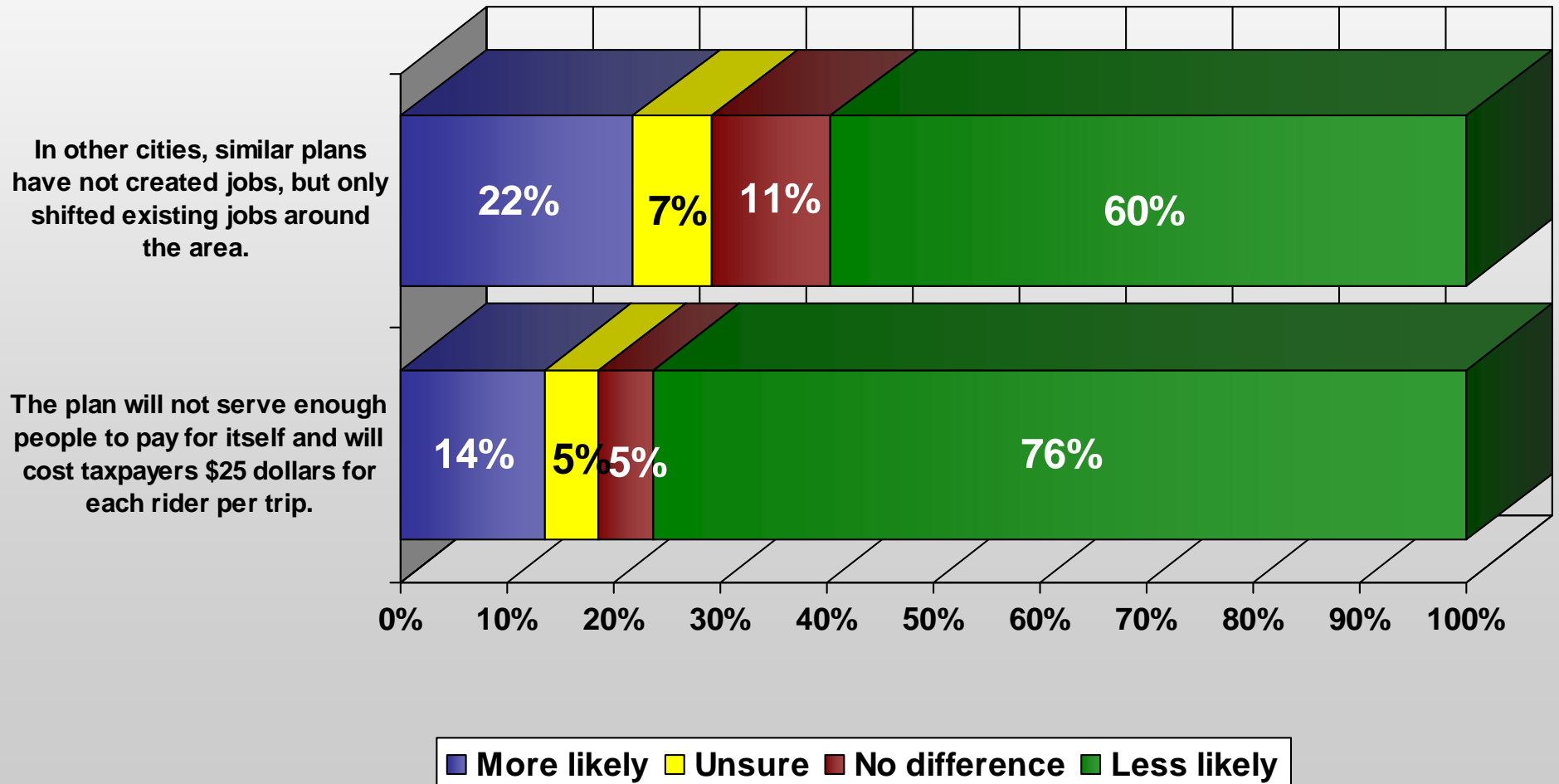


THE TARRANCE GROUP

June 3-4, 2009 / N=300 Registered "Likely" Voters / ±5.8% M.O.E. (Base Sample)
N= 50 Oversample Each in Kenosha and Racine Counties, N=100 Oversample in Rest of Milwaukee County Region



Now, I would like to read you a list of statements that some people have made about the proposed Kenosha-Racine-Milwaukee commuter rail. Please listen as I read each statement and tell me, for each one, whether this statement would make you more likely or less likely to support the KRM commuter rail.

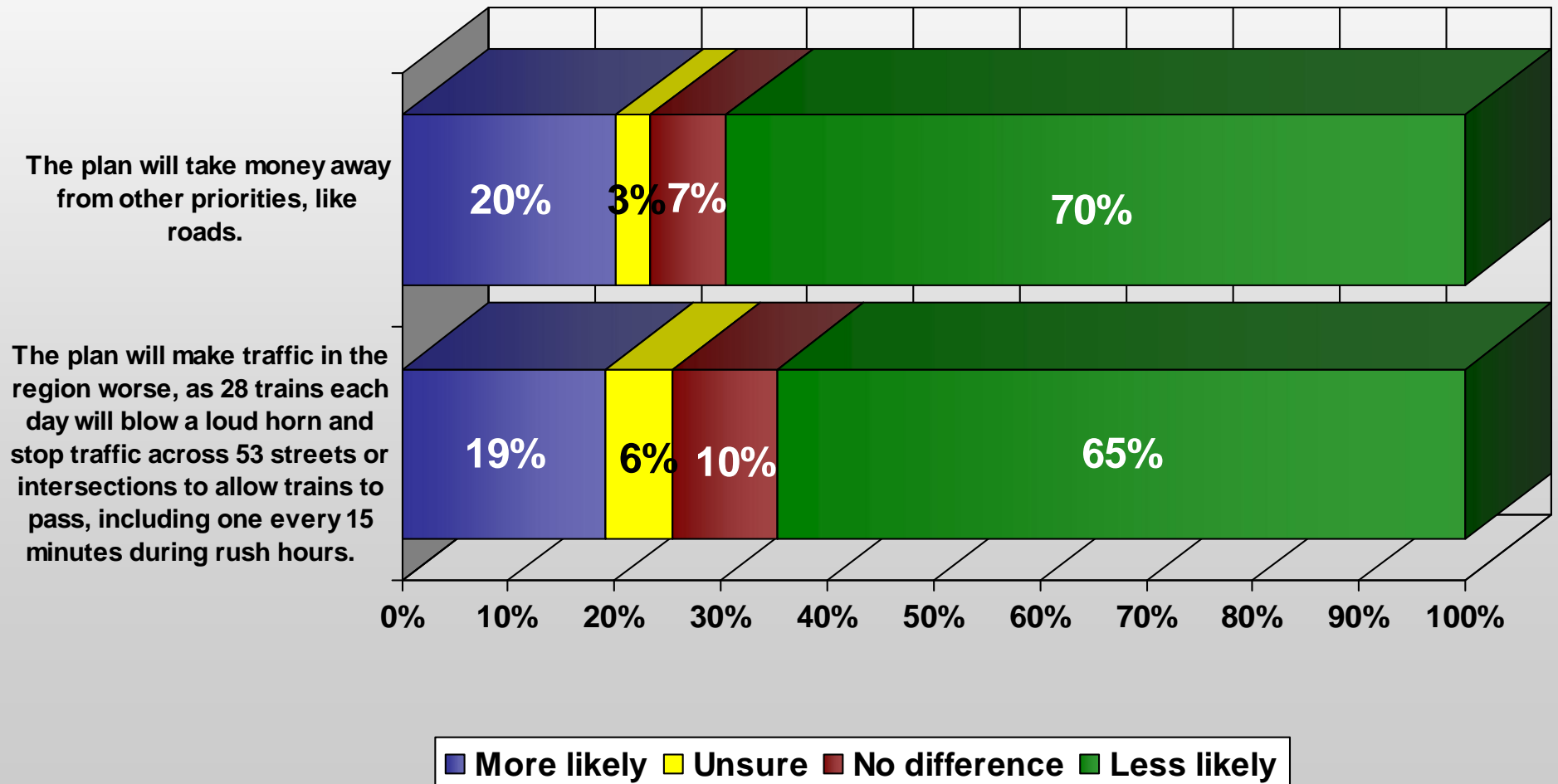


THE TARRANCE GROUP

June 3-4, 2009 / N=300 Registered "Likely" Voters / $\pm 5.8\%$ M.O.E. (Base Sample)
N= 50 Oversample Each in Kenosha and Racine Counties, N=100 Oversample in Rest of Milwaukee County Region



Now, I would like to read you a list of statements that some people have made about the proposed Kenosha-Racine-Milwaukee commuter rail. Please listen as I read each statement and tell me, for each one, whether this statement would make you more likely or less likely to support the KRM commuter rail.

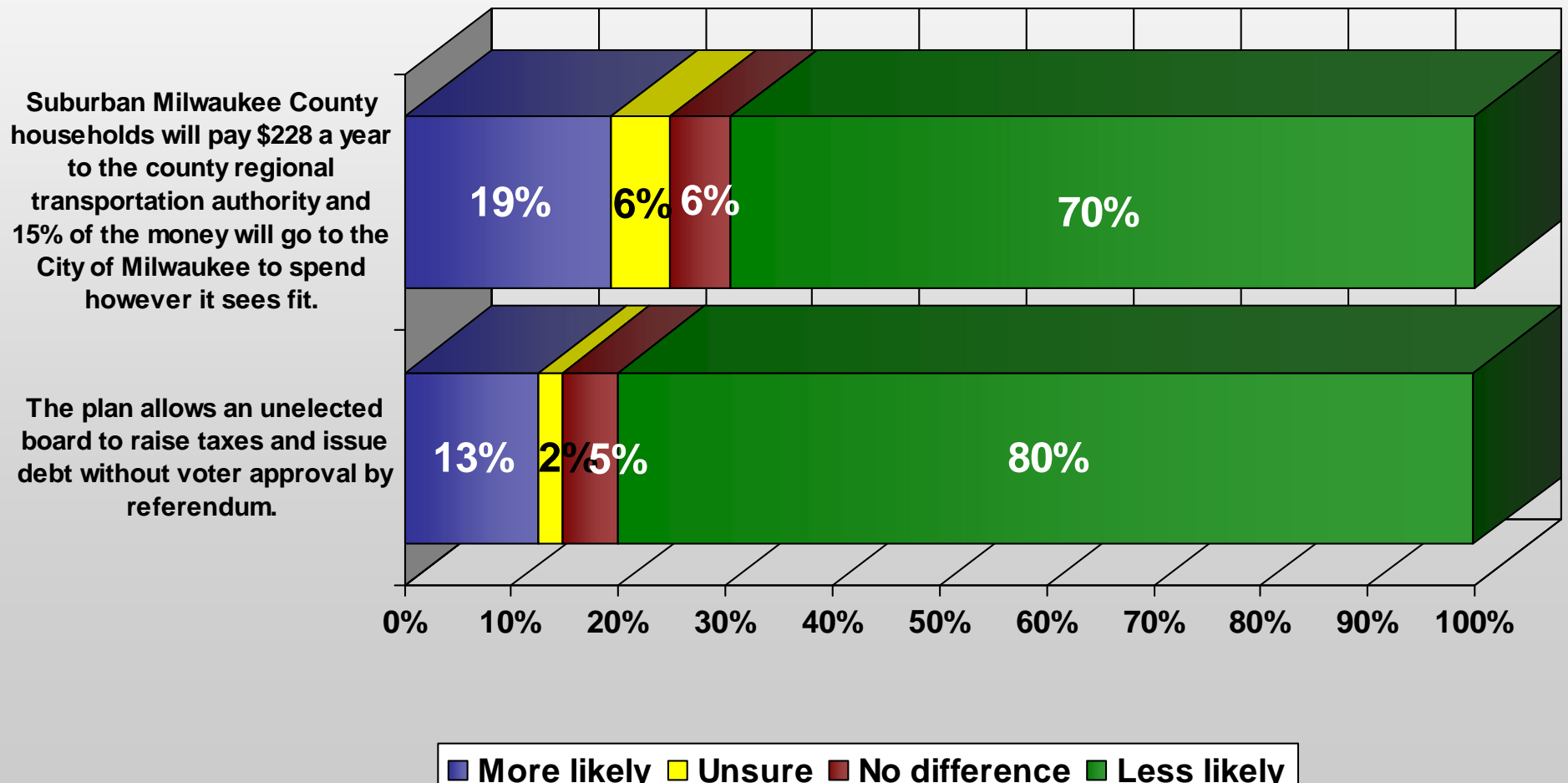


THE TARRANCE GROUP

June 3-4, 2009 / N=300 Registered "Likely" Voters / ±5.8% M.O.E. (Base Sample)
N= 50 Oversample Each in Kenosha and Racine Counties, N=100 Oversample in Rest of Milwaukee County Region



Now, I would like to read you a list of statements that some people have made about the proposed Kenosha-Racine-Milwaukee commuter rail. Please listen as I read each statement and tell me, for each one, whether this statement would make you more likely or less likely to support the KRM commuter rail.



THE TARRANCE GROUP

June 3-4, 2009 / N=300 Registered "Likely" Voters / $\pm 5.8\%$ M.O.E. (Base Sample)
N= 50 Oversample Each in Kenosha and Racine Counties, N=100 Oversample in Rest of Milwaukee County Region



And -- If your representatives in the Wisconsin state legislature voted in support of the Kenosha-Racine-Milwaukee Commuter Link railroad, would you be more likely or less likely to vote for them in the next election?

